

# ARCTIC AIR<sup>®</sup> FREEDOM

Personal Air Cooler



## Product Guide

SAVE THESE INSTRUCTIONS

## READ ENTIRE MANUAL BEFORE USE

### Congratulations!

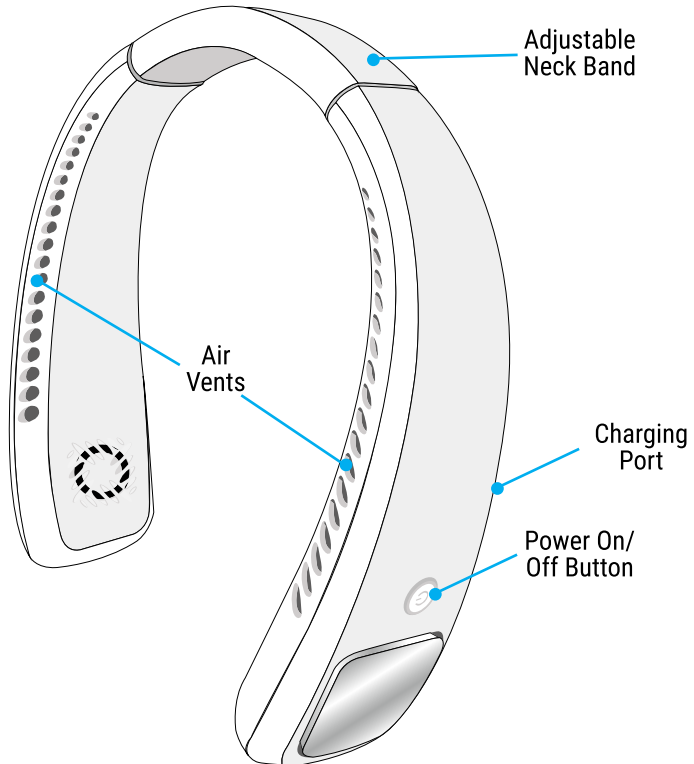
Thanks for your purchase of Arctic Air™ Freedom - Simply put it on and enjoy cool, crisp air...anywhere! This powerful, wearable air cooler pulls in hot air and transforms it into a cool, refreshing breeze... instantly! Experience the cooling comfort of Arctic Air™ Freedom!

[www.ArcticAirFreedomFAQ.com](http://www.ArcticAirFreedomFAQ.com)

If you can't find the answer or do not have access to the internet, call our customer service line Monday-Friday 9am to 6pm EST:

**1-888-970-9485**

## WHAT'S INCLUDED:

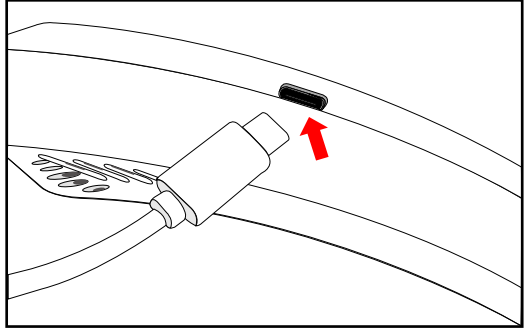


## CHARGING THE BATTERY:

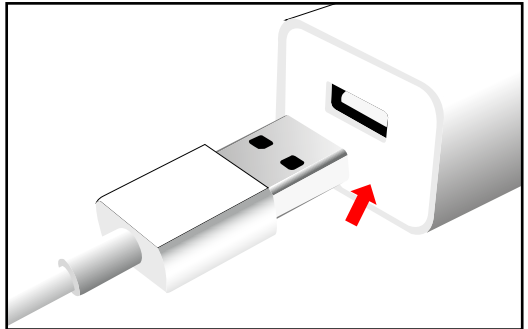
Arctic Air™ Freedom comes partially charged – For Best results, fully charge battery before first use.

**NOTE:** When fully charged, you can expect runtime of 3-6 hours depending on fan speed.

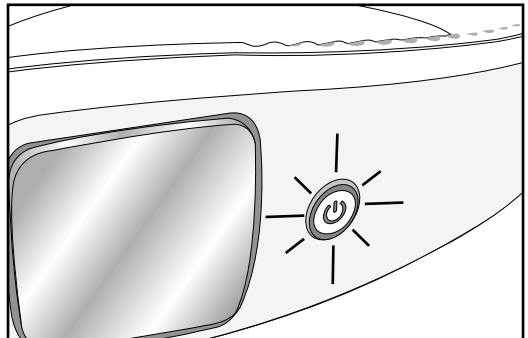
1. Using included USB cable, plug small end into charging port located on side of unit.



2. Plug large end of USB cable into a USB-Power adapter, laptop, or other device (not included).

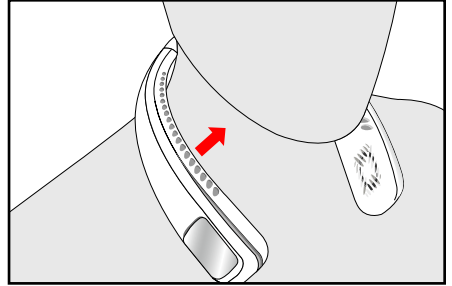


3. Power Button will begin blinking to indicate unit is charging. When light remains solid, Arctic Air™ Freedom is fully charged.

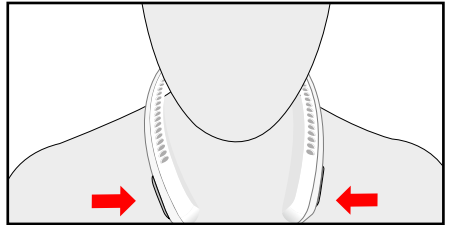
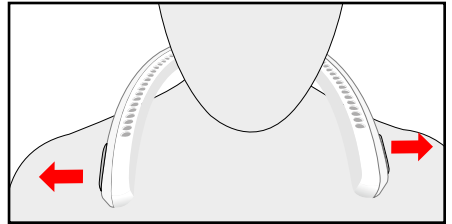


## USE:

1. Place Arctic Air™ Freedom around your neck, with Air Vents facing up towards your face.



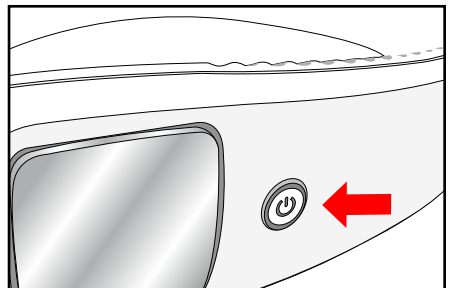
2. Adjust your fit by using the flexible neck band until comfortable.



3. Press the power button located on the side to turn on – light will glow to indicate unit has power.

**NOTE:** Fan speed will default to HIGH. Press button again to change to MEDIUM, and again to change to LOW.

4. When done, press power button until unit turns off. Store in a cool, dry location until next use.



## WARNINGS:

- DO NOT allow any liquid to get inside Arctic Air™ Freedom Do not submerge in any liquid.
- DO NOT expose Arctic Air™ Freedom to wet or damp area. Use only in a dry locations.
- DO NOT attempt to remove or replace the included battery.
- DO NOT place near open flames or fire sources.
- DO NOT use solvents or alcohols for cleaning Arctic Air™ Freedom.
- Only use the original power cord supplied in package.
- DO NOT allow any foreign objects inside Arctic Air™ Freedom
- Arctic Air™ Freedom is intended for household use.
- The manufacturer does not bear any responsibility for any damage from failure to comply with this product guide.

ONTEL® ASSUMES NO RESPONSIBILITY FOR ANY INCIDENTAL OR CONSEQUENTIAL DAMAGES ARISING OUT OF YOUR USE OF THE PRODUCT. IN PURCHASING AND USING THIS PRODUCT, YOU ASSUME ALL RESPONSIBILITY FOR CLEANING THE PRODUCT AND MONITORING THE PRODUCT FOR MOLD. ADDITIONALLY, ONTEL® SPECIFICALLY DISCLAIMS ALL EXPRESSED WARRANTIES NOT OTHERWISE SET FORTH HEREIN AND ANY IMPLIED WARRANTIES OF MERCHANTABILITY OR FITNESS FOR A PARTICULAR PURPOSE. THERE ARE NO WARRANTIES WHICH EXTEND BEYOND THE DESCRIPTION OF THE FACE HEREOF.

## FOR HOUSEHOLD USE ONLY



©2021 Ontel Products Corp.  
Fairfield, NJ 07004  
All Rights Reserved.

Made In China  
Patent Pending.

AAF-IM-02-0421-200

Model Number: 18009  
AC100~120V  
DC 5V, 1.5-2.0A  
1217.0101

# ARCTIC AIR®

Evaporative Air Cooler

## Product Line



For Questions or Customer Service, please visit:  
[www.ArcticAirFreedomFAQ.com](http://www.ArcticAirFreedomFAQ.com)

Call: 1-888-970-9485

Email: [ArcticAirFreedom@rephelpdesk.com](mailto:ArcticAirFreedom@rephelpdesk.com)